



Information Technology Governance

By Charis Nassis
www.akereon.com

charisn@alum.mit.edu

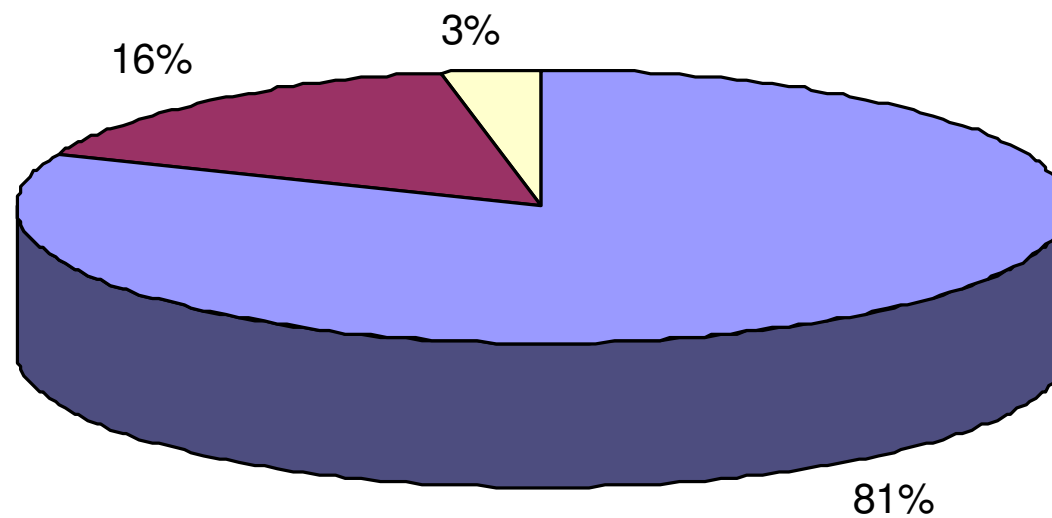
IT Governance

Agenda

- What is IT Governance and why is it important
- Key IT decisions and decision makers
- Survey on Shipping IT Governance
- How do enterprises govern IT and how is shipping different
- How top performers govern
- Some conclusions and proposals

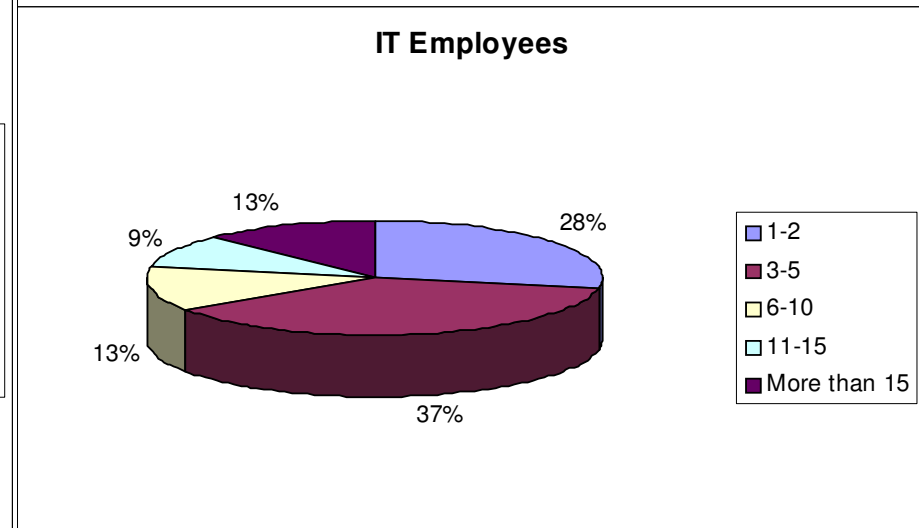
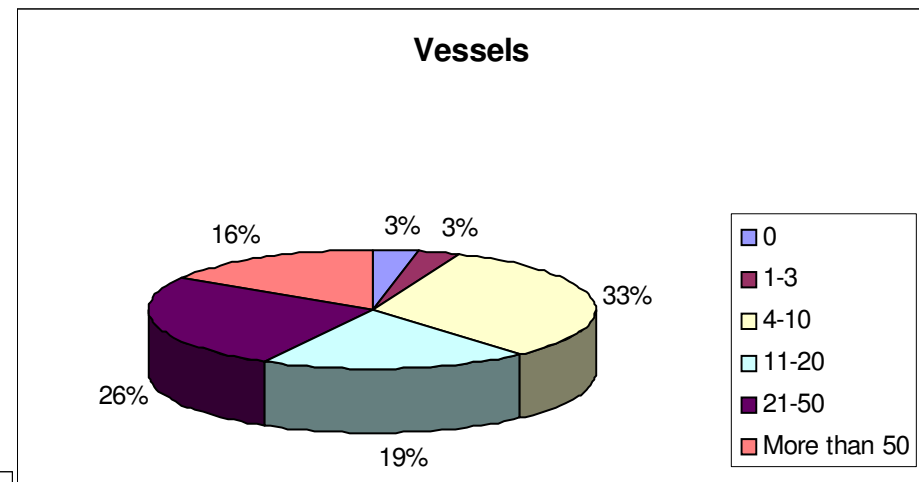
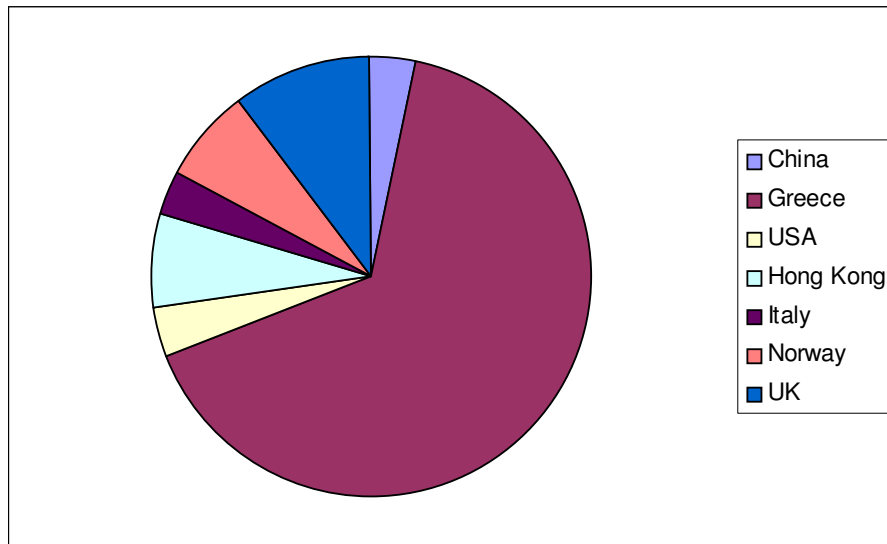
The IT department in our company reports to:

CEO, General Manager or Equivalent



Profile of the Survey

Participants: 33 companies
 More than 600 vessels
 More than 170 employees
 Focused on Greece (65%)



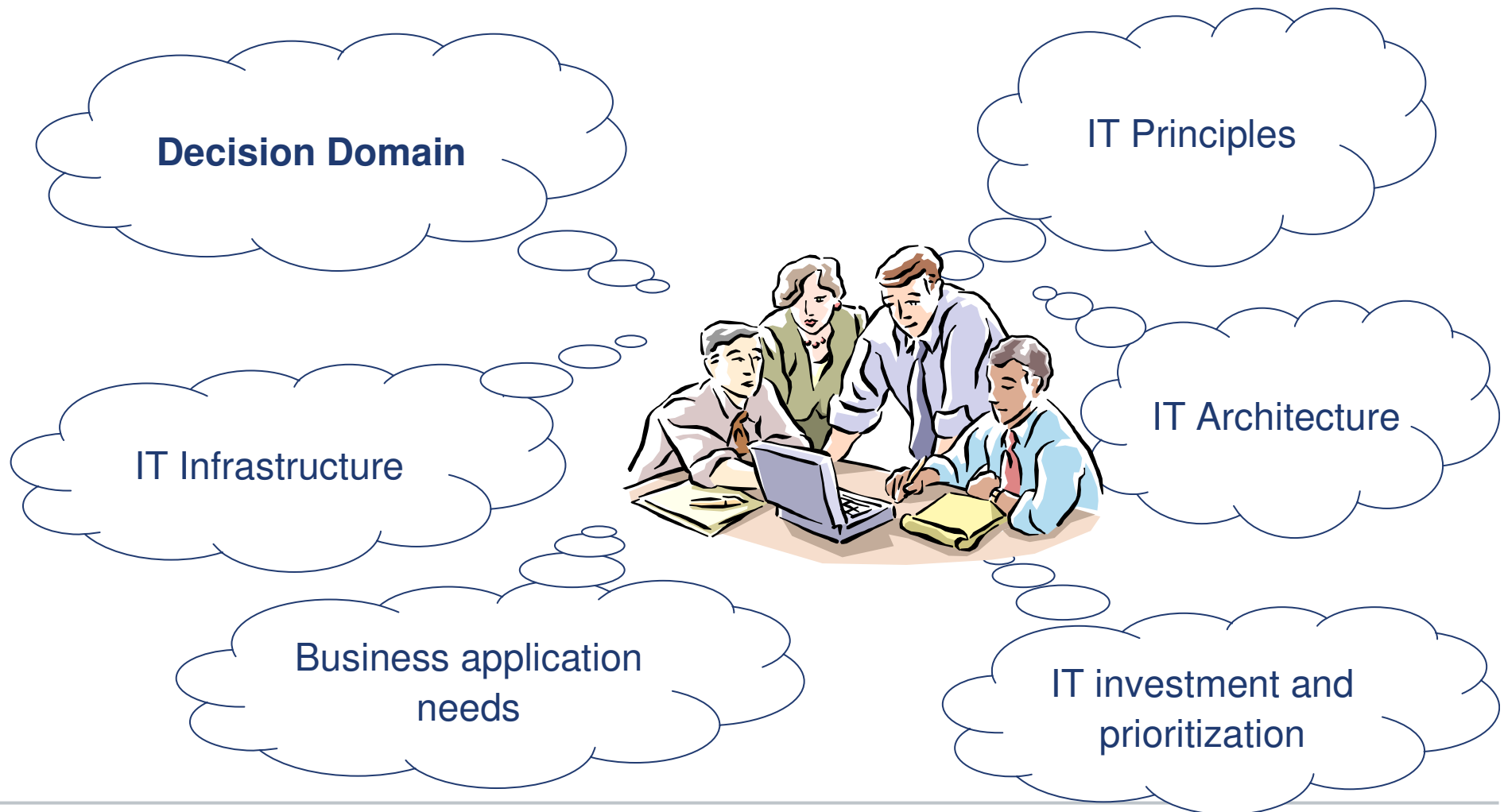
Why is IT Governance Important?

- Top- Performing enterprises succeed in obtaining value from IT where others fail.
- One estimate is up to 40% greater return than their competitors for the same IT investment.
- IT Governance specifies accountabilities for IT-related business outcomes and helps companies align their IT investments with their business priorities.
- Research by MIT Sloan Center for Information Systems

What is IT Governance?

- The framework for decision rights and accountabilities to encourage desirable behavior in the use of IT
- Not about what specific decisions are made. This is management.
- About systematically determining who makes each type of decision, who has input to a decision, and how these people (or groups) are held accountable for their role.

Key Information Technology Decisions



Key Information Technology Decisions

- **IT Principles**

What is the role of IT in our business? How do we translate the business principles to IT principles that guide IT decision making?

- **IT Architecture**

What is our technology plan? What are the core business processes of our company? How are they related? What activities and data must be standardized company wide? What are the technology choices that will guide the company approach to IT initiatives?

Key Information Technology Decisions


- **IT infrastructure**
Centrally coordinated, shared IT services providing the foundation for the company's IT capability (i.e. equipment, networks, development platforms, data center)
- **Business application needs**
Business requirements for purchased or internally developed IT applications.
- **IT Investment and Prioritization**
Decisions about how much and where to invest in IT, including project approval and justification.

Governance Archetypes

- **Top Executives**
A group of, or individual business executives (i.e. CEO, General manager)
- **IT**
Individuals or groups of IT executives
- **Business Unit Leaders**
Business unit leaders (i.e. Dry cargo or Tanker business), key process owners, or their delegates
- **Federation**
Top executives, Business unit leaders and IT as a group
- **IT Duopoly**
IT executives with one other group (i.e. Top executives or Business Unit leaders)
- **Anarchy**
Individual users or small groups of users

Shipping IT Governance

| | IT Principles | IT Architecture | IT Infrastructure | Business Application Needs | IT Investment & Prioritization |
|-----------------------|---------------|-----------------|-------------------|----------------------------|--------------------------------|
| Top Executives | | | | | |
| IT Monarchy | | | | | |
| Business Unit Leaders | | | | | |
| Federation | | | | | |
| Duopoly | | | | | |
| Anarchy | | | | | |

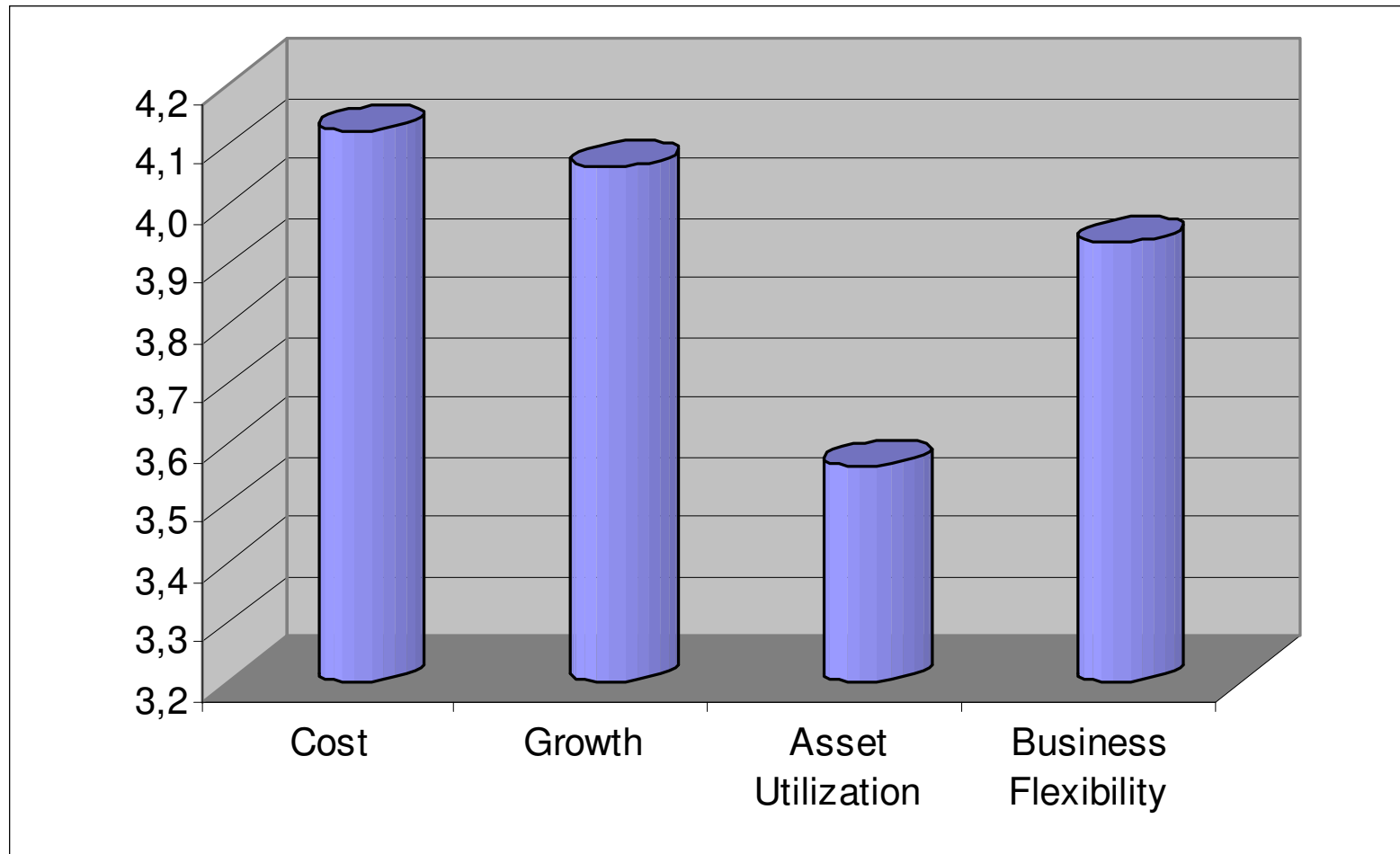


Shipping IT Governance

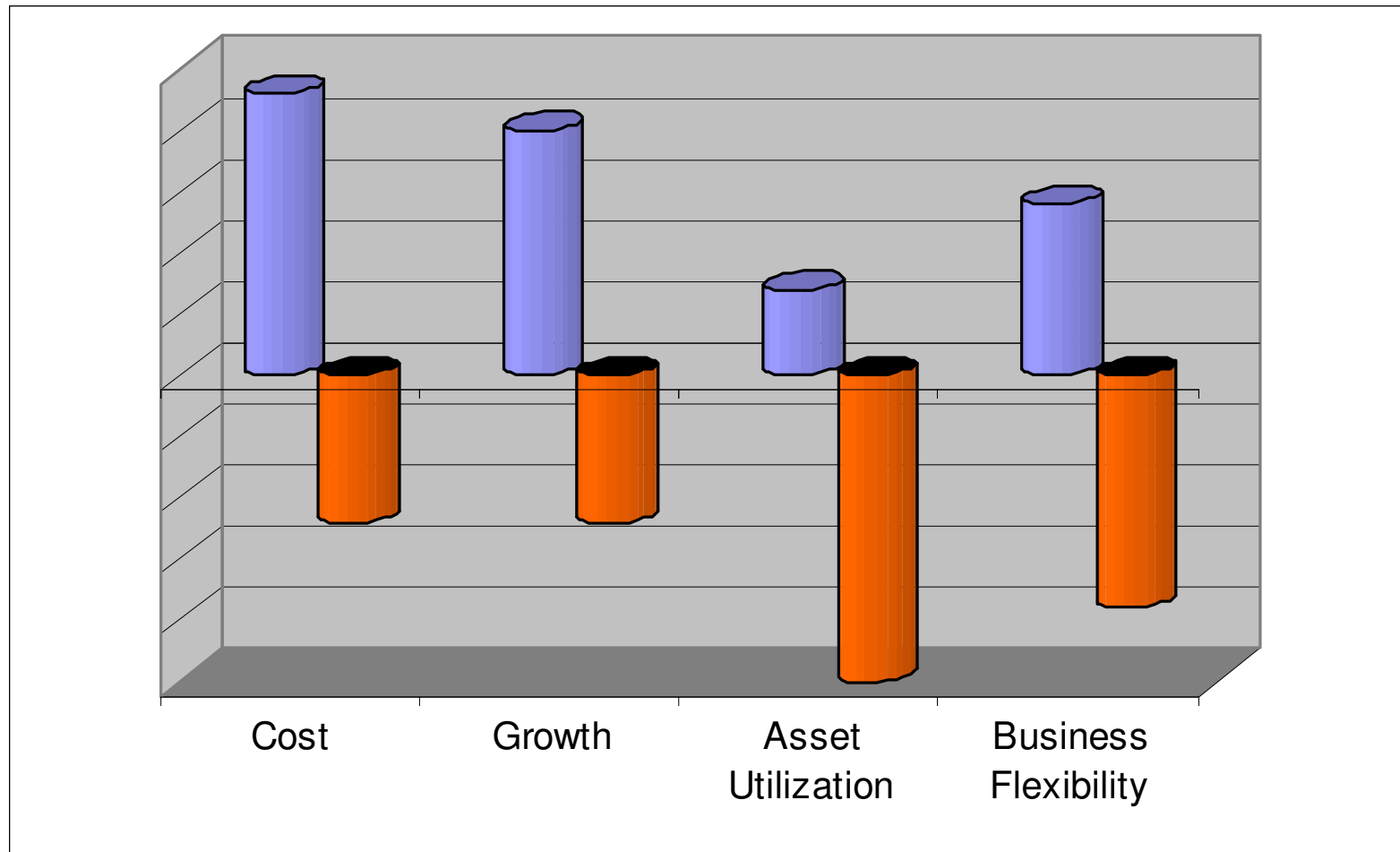
| | IT Principles | IT Architecture | IT Infrastructure | Business Application Needs | IT Investment & Prioritization |
|-----------------------|---------------|-----------------|-------------------|----------------------------|--------------------------------|
| Top Executives | 35 | 12 | 3 | 0 | 60 |
| IT Monarchy | 25 | 66 | 85 | 28 | 9 |
| Business Unit Leaders | 6 | 0 | 3 | 28 | 0 |
| Federation | 6 | 9 | 0 | 3 | 6 |
| Duopoly | 28 | 13 | 9 | 41 | 25 |
| Anarchy | 0 | 0 | 0 | 0 | 0 |

Numbers in each cell are percentages. Columns add to 100

How important are the following outcomes?



Outcomes selected as Most or Less important



How Do Enterprises Govern?

| | | Decision Domain | | | | | | | | | |
|----------------------|-----------------------|-----------------|----------|-----------------|----------|------------------------------|----------|----------------------------|----------|---------------|----------|
| | | IT Principles | | IT Architecture | | IT Infrastructure Strategies | | Business Application Needs | | IT Investment | |
| | | Input | Decision | Input | Decision | Input | Decision | Input | Decision | Input | Decision |
| Governance Archetype | Business Monarchy | 0 | 27 | 0 | 6 | 0 | 7 | 1 | 12 | 1 | 30 |
| | IT Monarchy | 1 | 18 | 20 | 73 | 10 | 59 | 0 | 8 | 0 | 9 |
| | Feudal | 0 | 3 | 0 | 0 | 1 | 2 | 1 | 18 | 0 | 3 |
| | Federal | 83 | 14 | 46 | 4 | 59 | 6 | 81 | 30 | 93 | 27 |
| | Duopoly | 15 | 36 | 34 | 15 | 30 | 23 | 17 | 27 | 6 | 30 |
| | Anarchy | 0 | 0 | 0 | 1 | 0 | 1 | 0 | 3 | 0 | 1 |
| | No Data or Don't Know | 1 | 2 | 0 | 1 | 0 | 2 | 0 | 2 | 0 | 0 |

 Most common pattern for all firms.

The numbers in each cell are percentages of the 256 enterprises studied in 23 countries. The columns add to 100%.

© 2003 Massachusetts Institute of Technology, Sloan Center for Information Systems Research. Used with permission.

How is shipping IT Governance different?

| | IT Principles | IT Architecture | IT Infrastructure | Business Application Needs | IT Investment & Prioritization |
|-----------------------|---------------|-----------------|-------------------|----------------------------|--------------------------------|
| Top Executives | 35 | 12 | 3 | 0 | 60 ★ |
| IT Monarchy | 25 | 66 ★ | 85 ★ | 28 | 9 |
| Business Unit Leaders | 6 | 0 | 3 | 28 | 0 |
| Federation | 6 | 9 | 0 | 3 ★ | 6 ★ |
| Duopoly | 28 ★ | 13 | 9 | 41 ★ | 25 ★ |
| Anarchy | 0 | 0 | 0 | 0 | 0 |

Numbers in each cell are percentages. Columns add to 100

How do Top Performers Govern?

| Domain Style | IT principles | IT architecture | IT infrastructure | Business application needs | IT investment and prioritization |
|-------------------|---------------|-----------------|-------------------|----------------------------|----------------------------------|
| Business Monarchy | 3 | 3 | 3 | | 2, 3 |
| IT Monarchy | | 1 | 2 | 2 | 1 |
| Feudal | | | | | |
| Federal | | | | 1 | 3 |
| Duopoly | 1, 2 | | | 2 | 1 |
| Anarchy | | | | | |



Top Three Performers –

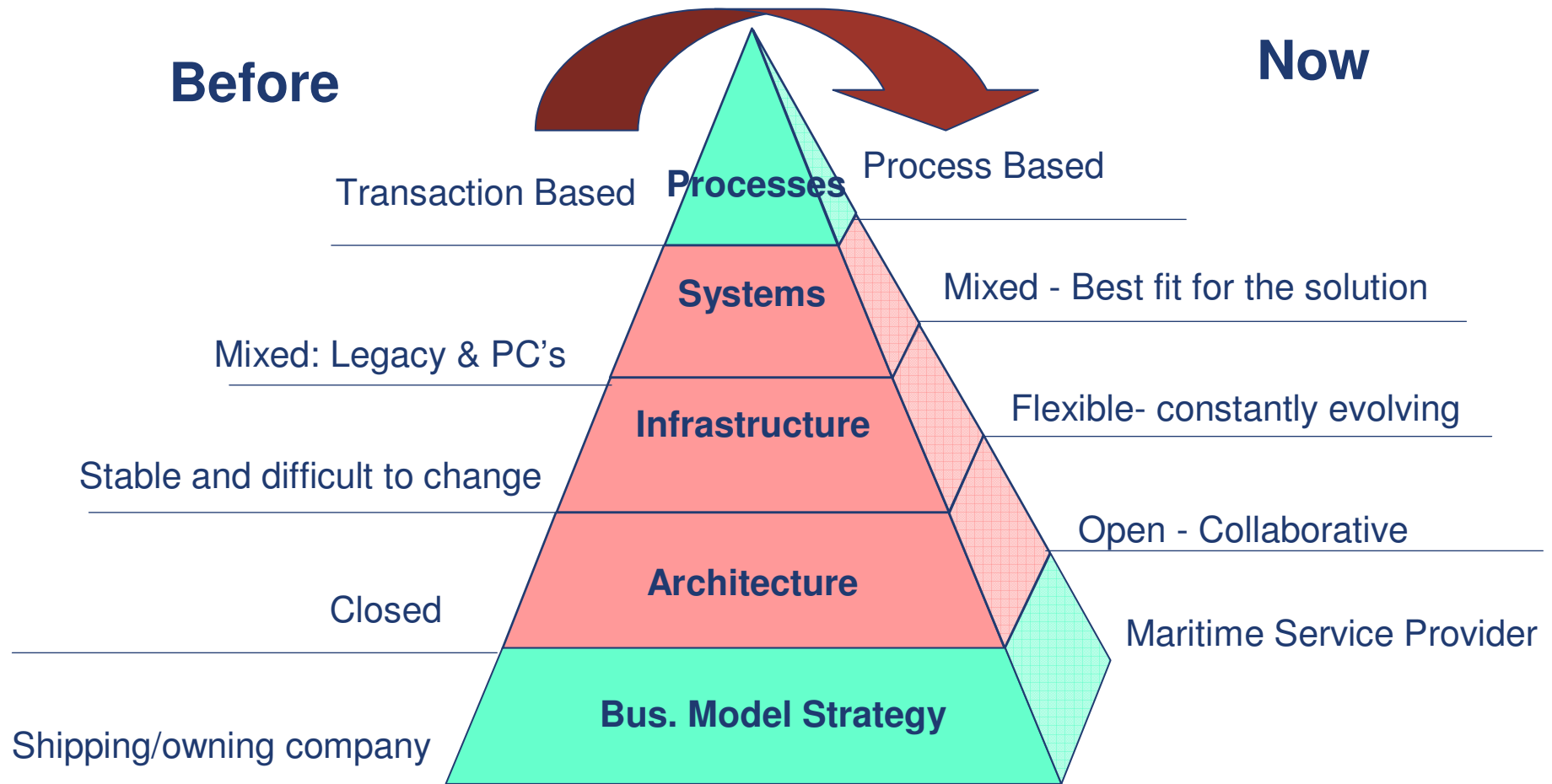
Governance performance is the effectiveness of governance assessed by the CIO to deliver four IT objectives weighted by importance: cost effective use of IT & effective use of IT for asset utilization, revenue growth & business flexibility. Governance performance has statistically significant positive relationship with several measures of financial performance (i.e. ROA, ROE, market cap growth).

© 2003 Massachusetts Institute of Technology, Sloan Center for Information Systems Research. Used with permission.

Some conclusions and proposals

- Shipping companies may need to work on translating the business principles to **IT principles** that guide IT decision making
- Unlike other industries decisions taken in a **group** of top executives, business unit leaders and IT is not very popular in shipping
- When it comes to decisions related to infrastructure and architecture, **IT Monarchy** prevails.
- A shipping company mostly expects from IT outcomes related to **cost** savings and **growth**.
- Probably there is a need to establish **specific** performance measurements for shipping IT.
- There may be **more than one path** to successful IT governance
- **Successful IT governance** encourages desirable behaviors and can offer greater returns on IT investments

Shipping IT Strategy Evolution



Shipping IT Balanced Scorecard

